

My Home Memo for Disaster Prevention

Name of family	Birth dates	Blood types	Work/school phone numbers	Mobile phone numbers

My household's evacuation destination (relative's home or evacuation facility, etc.)	A place where your family can gather if they become separated

A Contact (another person/phone number) for times of Emergency

Fire & Emergency Services : **119** Police : **110**

Organization name	Phone number	Organization name	Phone number
Anjo City Hall	0566-76-1111 (switchboard)		
Kinuuratohbu Wide Area Union Anjo Fire Department	0566-75-0119		
Anjo Police Department	0566-76-0110		

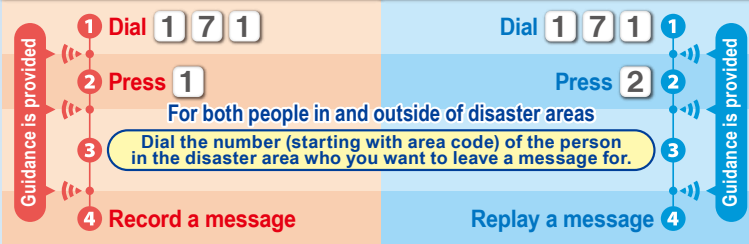
Disaster Voice Messaging Service (Saigai-yo-Dengon-Service)

When large-scale disasters, such as earthquakes and floods occur, the use of phones increases dramatically, sometimes causing connection difficulties for several days. Therefore, emergency message services (disaster emergency message dial, disaster voice messaging service and broadband disaster message board (web 171)) have been established to enable people to leave messages for other people.

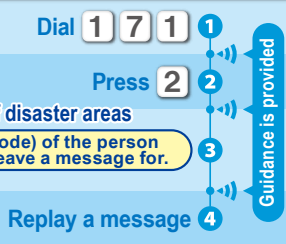
Disaster Emergency Message Dial

This phone service is to be used to record audio messages (wellbeing information) at times of large-scale disasters. People in a disaster area can contact people in other areas by registering and replaying messages. The public can try out this service every month (1st and 15th), January (1st to 3rd), Disaster Preparedness Week (August 30th to September 5th) and Disaster Prevention and Volunteer Week (January 15th to January 21st).

How to Record a Message



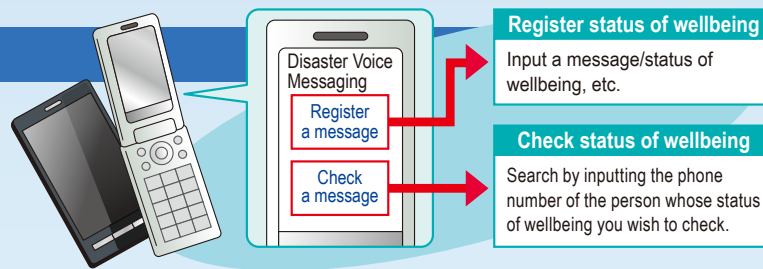
How to Replay a Message



Disaster Voice Messaging Service

By registering a message on a disaster victim's status of wellbeing using a mobile phone, people outside of the disaster area can check that message. Go to the top menu on your mobile phone and open "disaster voice messaging service", to register and check messages.

* Please see the website of the mobile phone company you deal with in order to view details on how to use services.



Broadband Disaster Message Board (web 171)

<https://www.web171.jp/>

Access the URL shown on the left, and follow the guidance provided to use this message board.

This is an internet version of phone message services, and is used to check the wellbeing of disaster victims. With this message board, it is possible to register and peruse message information.

Publication Department of Disaster Prevention & Management in Civic Affairs Division and Public Works Division in Construction Department of Anjo City Hall 18-23 Sakura-cho Anjo, Aichi prefecture 446-8501 TEL: 0566-76-1111 (switchboard)

<Compiled in January 2025>



Anjo City

Please keep this guidebook at hand in case of emergency.

Timeless edition

Disaster Prevention Guidebook

Storm/Flood Damage and Sediment Disaster Volume

Types of Evacuation Information and Actions that should be taken

Evacuation information is issued according to the Alert level of the disaster situation. Please check the issued information and take appropriate action accordingly.

Alert level	Alert level 3	Alert level 4	Alert level 5
Information types	Evacuation of the Elderly, Etc.	Evacuation Instruction	Emergency Safety Measures
What needs to be done by everyone	Elderly people, etc. should start evacuating from dangerous locations! For those who may take time to evacuate, such as the elderly, the disabled, small children, etc., please evacuate immediately from disaster risk areas. For others, please prepare for evacuation, and start evacuating if necessary.	Everyone should start evacuating from dangerous locations! Those who reside in disaster risk areas should start evacuation immediately, mutually helping your family and neighbors. Please evacuate before Alert level5 is issued.	Threat to life! Seek safety immediately! A disaster has already occurred or is imminent. If it is not safe for you to move to the evacuation site, please seek safety by evacuating as quickly as possible to a high place at your home or a nearby building to escape flooding.

See page 3 for information on evacuation, disaster prevention, and Alert levels.



Sources of Disaster Prevention Information

Anjo disaster prevention information as well as information on rainfall and levels of rivers can be checked on the internet.

Anjo Disaster Prevention Navi Lifevision. • An app that provides push notifications of disaster prevention information in Anjo City	
Anjo City Hall <Boenkyo> : https://www.city.anjo.aichi.jp/ • Information on subjects related to evacuation and disaster prevention in Anjo	
Anjo City LINE official account and Anjo City formal X • Disseminate urgent disaster information such as disaster damage and evacuation shelters.	
Anjo City River Water Level Observation System • Anjo city rainfall level, river water level, road flood information, etc.	
Aichi prefecture river disaster prevention information : https://www.kasen-aichi.jp/ • Provides rainfall charts for areas in the prefecture and information on water levels of rivers controlled by the prefecture, etc.	
River disaster prevention information from Ministry of Land, Infrastructure, Transport and Tourism : https://www.river.go.jp/ • Provides information on rainfall, water levels and flood forecasts nationwide	
Meteorological Agency website : https://www.jma.go.jp/ • Provides information on weather, disasters and flooding nationwide	
Nagoya Local Meteorological Observatory : https://www.jma-net.go.jp/nagoya/ • Provides information on warnings and advisories about weather in Aichi prefecture	

Anjo Disaster Prevention Radio (bosai radio)

As long as the power is ON, even if there is no audio coming from the radio, it will automatically respond to any emergency broadcast signals it receives, and will broadcast those emergency messages.



Radio FM Pitch FM Disaster Broadcast 83.8MHz	
Cable TV KATCH Network Disaster Broadcast 12ch	
In cases where a disaster occurs and a disaster response headquarters is set up, the city administration will collaborate with Pitch FM and KATCH Network to commence broadcasting emergency disaster information.	
Yahoo! Dasaster Prevention Bulletins • An app that informs you of river flood forecasts, heavy rain forecasts, etc.	
Chubu Electric Power Grids Power outage information service • An app that sends warnings on power outage information based on specific point registered	
Disaster Information App for Foreigners 「Safety tips」 • An app which provides disaster information, such as Earthquake Early Warning advisories, in the form of push notifications in foreign languages.	

When offer of the translation version is performed for foreign residents and there is difference inconsistency with a Japanese version and the translation version, the data of a Japanese version shall be applied.

