


Recyclables Bottles/Cans



By **8:00 am**

The City
collects them.

★ For large quantities or if you prefer to bring the garbage yourself,
please take it to the Recycle Plaza/Eco-Land/Chubu Recycle Station

Akamatsu-cho TEL: 0566-76-3053

※ For reception hours and other information, please refer to the "Recycle Station"
or "Garbage Related Facilities Guide"

See the back cover.

See page 25

Bottles

● Bottles for Beverages

(Beer Bottles, 1.8 liter Bottles,
Energy Drink Bottles)

Glued Labels
do not need
to be removed.



● Food containers

(For sauce, nori seaweed,
jam, coffee, etc.)

⚠ Broken bottles cannot be
disposed of.
Refer to "Non-Burnable Garbage"

▶ ▶ ▶ See page 9-10



● Transparent Cosmetic Bottles

(Transparent Bottles, or Bottles with
Colored Bodies but Transparent Mouths)

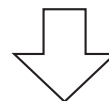
⚠ Opaque Bottles cannot be disposed of.
Refer to "Non-Burnable Garbage"

▶ ▶ ▶ See page 9-10



How to dispose of Bottles/Cans

1 Remove the lids or caps from empty
Bottles/Cans, and lightly rinse them
with water,



⚠ the disposal method for the
removed lids or caps
depends on the material.



Examples: Cork Caps, refer to "Burnable Garbage" ▶ ▶ ▶ See page 7-8

Metal Lids, refer to "Non-Burnable Garbage" ▶ ▶ ▶ See page 9-10

Plastic Lids, refer to "Plastic Recourse" ▶ ▶ ▶ See page 11-12

2 Take it to the designated Garbage Disposal Station
and place them in a BLUE container by 8:00 am.



⚠ Do not put cigarette or other substances
in cans!
Take the bags back home that used for
carrying Bottles/Cans!

Do not mix Bottles/Cans in the same container!

Cans

● Cans for Beverages

(Juice Cans, Beer Cans, etc.)

● Cans for Food

(Canned Foods, Tea, Seaweed, Cooking Oil,
Small Cans of Snacks, etc.)

Lids on bottles
can be left on!



⚠ Please do not crush them before disposing.

Large cans (bigger than 500ml)
cannot be disposed.
Refer to "Non-Burnable Garbage"

▶ ▶ ▶ See page 9-10

Spray Cans cannot be disposed.
Refer to "Non-Compressible/Hazardous Waste"

▶ ▶ ▶ See page 14



Make No Mistake!

Opaque Cosmetic Bottles, Broken
Bottles, Heat-Resistant Glass
Containers, Glass Tableware, Kerosene
Cans, and other large cans cannot be
disposed as "Bottles/Cans".

Refer to "Non-Burnable Garbage"

▶ ▶ ▶ See page 9-10



Items with remaining contents cannot be disposed.

Recyclables Non-Compressible/ Hazardous Waste(i.e. Batteries)



The City
collects them.


By **8:00 am**

★ For large quantities or if you prefer to bring the garbage yourself,
please take it to the Recycle Plaza/Eco-Land.

Akamatsu-cho TEL: 0566-76-3053

※ For reception hours and other information, please refer to "Eco-Land" See page 25

or "Garbage Related Facilities Guide" See To the back cover.



Non-Compressible Garbage

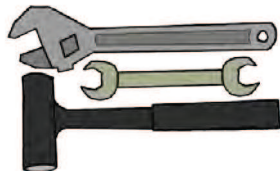
Hard Iron Object

The blade of a crusher will break.

- Enamel Pots, Chinese Frying Pans, Frying Pans
- Clothes Irons



- Household Tools




Long Metal Object

They can get entangled in a crusher

- Electrical(Illumination) Cords
Appliance Cords, etc.



- Wire Hangers



※They can also be returned
to a dry cleaner.

How to dispose of Non-Compressible/Hazardous Waste

- 1 Spray Cans or Gas Cylinders do not need to be punctured.
Please use up the contents completely.

- ⚠ Make sure you are outdoors and away from any sources of ignition.
- ⚠ Read and follow the instructions on each spray can carefully.
- ⚠ If it is equipped with a gas release cap or similar device, use it.

Examples: Metal Lids

Refer to "Non-Burnable Garbage" on page 9-10

Plastic Lids

Refer to "Plastic Resources" on page 11-12

- 2 Take them to the designated Garbage Disposal Station and place them in a **YELLOW Container by 8:00 am.**
If the item is too large to fit in the container, take it directly to the Recycle Plaza.

- ⚠ Please take the bag back home that is used for carrying the items!



Hazardous Waste

- Portable Gas Canisters, Aerosol Cans, Lighters


(Fuel, Chemicals, Cosmetic Cans, Gas Lighters, etc.)



- ⚠ No need to puncture holes.
- ⚠ Please use up the contents completely.
- ⚠ Please bring them, directly to the Recycle Plaza or Eco-Land for disposal.

- Mercury Thermometer

- ⚠ Please leave it in the case



- Knives, Razor Blades, etc.

- ⚠ Please wrap the sharp ends in newspaper or a similar safe manner before disposal.
(If possible, please bring them to the Recycle Plaza or Eco-Land for proper disposal)



Do not include them in
"Non-Burnable Garbage" or
"Plastic Resources".

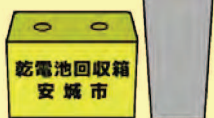
Batteries

- Dry cell batteries:

(Manganese Batteries, Alkaline Batteries, Silver Oxide Batteries)

- Button Batteries
- Coin-Shaped Batteries
- Small Rechargeable Batteries:

(Lithium-Ion Batteries, Nickel-Cadmium Batteries, Nickel-Metal Hydride Batteries)




※Used Dry Cell Batteries are also collected at Municipal Facilities, Elementary/Junior High Schools, Neighborhood Association Offices, and Recycle Stations.

- ⚠ Please take the bag back home that is used for carrying the items!

⚠ For more details including how to dispose of them, refer to "important Notice Regarding Waste Sorting". See page 3

Small Rechargeable Home Appliances

It should be smaller than 20 cm in each side.



Recyclables

Used Paper / Clothing

Used Paper

Newspapers/Flyers




You do not need to separate newspapers from flyers.

Magazines

(Magazines, Books, Textbooks, Dictionaries, Pamphlets and Catalogs in booklet shape, etc.)

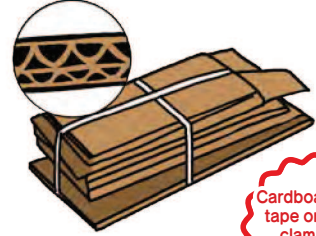


- Remove CDs, DVDs, and other appendix. Refer to "Plastic Resources" >>> See page 11-12
- Remove cover page made of leather or vinyl. Refer to "Burnable Garbage" >>> See page 7-8



Cardboard

(corrugated)



Cardboard with tape or metal clamps is still accepted.

Miscellaneous Paper

(Miscellaneous Paper is referred to, News Papers, Magazines, Cardboard, and other Recyclable Papers except Milk Cartons)

Flyers, Direct Mails

(Flyers and other similar items posted in mailbox)



Pamphlets, Copy Papers


※It should not be glued or stapled.



! Glued or stapled items should be disposed of as Magazines.

Envelopes, Postcards

! Remove the film if the window frame is made of film, refer to "Burnable Garbage" >>> See page 7-8



Paper Box, Wrapping Paper

(Paper Box, Paper Core, Wrapping Paper)



Milk Cartons

Cartons for Milk, Juice

(Cartons made of paper with white interior)

- ! Cartons with aluminium coating, refer to "Burnable Garbage" >>> See page 7-8
- Remove plastic spout, refer to "Plastic Resources" >>> See page 11-12



Shredded Paper

- ! You can take it to Eco-Land, putting it in a transparent bag excluding any other items. Refer to >>> See page 25
- If you take it to the designated Garbage Disposal Station, refer to "Burnable Garbage" >>> See page 7-8



Used Clothing

Sweaters, Vests, Blouses



Coats, Jackets, Down Jackets



Jerseys, Windbreakers



! We do not collect dirty, torn, wet, or odorous items. Refer to "Burnable Garbage" >>> See page 7-8

Trousers, Skirts



Attention! (Used Clothing)

Do not dispose of them in the rain or on the day forecast to be rainy.

※Wet Clothing cannot be recycled.

Attention! (Used Papers)

- Try not dispose of them on a rainy or snowy days!
- There are items that are not suitable for recycling, even if they have the "Paper Recycling Symbol".

Examples: Aluminium Pouches, Vinyl Coatings. etc.



Collection is done by contracted garbage management companies.

By **8:00 am**

★ For large quantities or if you prefer to bring the garbage yourself, please take it to the Recycle Stations.

please take it to the Recycle Stations

※For reception hours and other information, please refer to the "Garbage Related Facilities Guide" ▶▶▶ See page 25-26




Make No Mistake!
We do not collect them as **"Used Paper"**.

- Water Proof-Coated Paper
- Carbon Paper, Non-Carbon Paper
- Photographic Paper, Photo Printing
- Self-Sealing Postcards
- Thermal Paper(Receipt, Fax Paper)
- Others(Gold Paper, Silver Paper, Paper with a Gold or Silver Surface and a Metallic Sheen, Paper with a Smell, Soiled Paper, etc.)

Anything above should be classified as "Burnable Garbage"

Refer to "Burnable Garbage" on ▶▶▶ page 7-8

※The paper smaller than a business card cannot be recycled.



Make No Mistake!
We do not collect them as **"Used Clothing"**.

- Doormats, Cushions, Stuffed Toys, etc.
- Seat Cushions (Zabuton)
- Fabric Scraps, Yarn, etc.
- Clothing Accessories, Belts, Shoulder Pads, etc.

They should be classified as "Burnable Garbage."

Refer to "Burnable Garbage" ▶▶▶ See page 7-8



- Carpets, Futons, etc.

Refer to "Burnable Garbage" ▶▶▶ See page 7-8

Or refer to "Oversized Garbage" ▶▶▶ See page 21-22



Towels, Handkerchiefs, Bed Sheets, Curtains, Blankets, and similar items are not collected at Garbage Disposal Stations but can be accepted as Used Fabric at Recycle Stations.

▶▶▶ See page 25-26

Garbage Reduction Advice

- ✓Give Books and Used Clothing to those who need them.
- ✓Make use of Flea Markets or Recycle Shops.

Please also cooperate with local Recycling Resources Collections.



How to dispose of Used Paper

● Newspapers, Magazines, Cardboard

- 1 For each item(type of paper), stack them together and tie them with string (preferably paper string) in a cross shape.
- 2 Take it to the designated Garbage Disposal Station by 8:00 am.




● Miscellaneous Paper

- 1 Put it in a paper bag or wrap it with large wrapping paper to ensure that the contents do not spill out. Use string to tie it or use tape or staples to secure it.
- 2 Take it to the designated Garbage Disposal Station by 8:00 am.



● Milk Cartons

- 1 Wash and dry the inside, then cut it open.
- 2 Tie it with string (preferably paper string) in a cross shape.
- 3 Take it to the designated Garbage Disposal Station by 8:00 am.



⚠ For items with a pouring spout, Please cut it off.

How to dispose of Used Clothing

- 1 Put it in a plastic bag(transparent or semi-transparent) and tie the bag securely. (Using tape or similar materials is not allowed.)

Tying it in a cross shape is acceptable.



⚠ Do not use City's designated or recommended bags.

- 2 Take it to the designated Garbage Disposal Station by 8:00 am.



Burnable Garbage

Non-Burnable Garbage

Recyclable Waste
Plastic Sources

Recyclable Waste
Bottles/Cans

Recyclable Waste
Used Paper/Clothing

Pruned Branches

The waste not handled by the City

Oversized Garbage

Items that are collected at certain places

Recycle Stations

Frequently Asked Questions

Pruned Branches

Please bring non-withered pruned branches (generally less than one week after pruning) to Pruned Branch Recycling Plant.

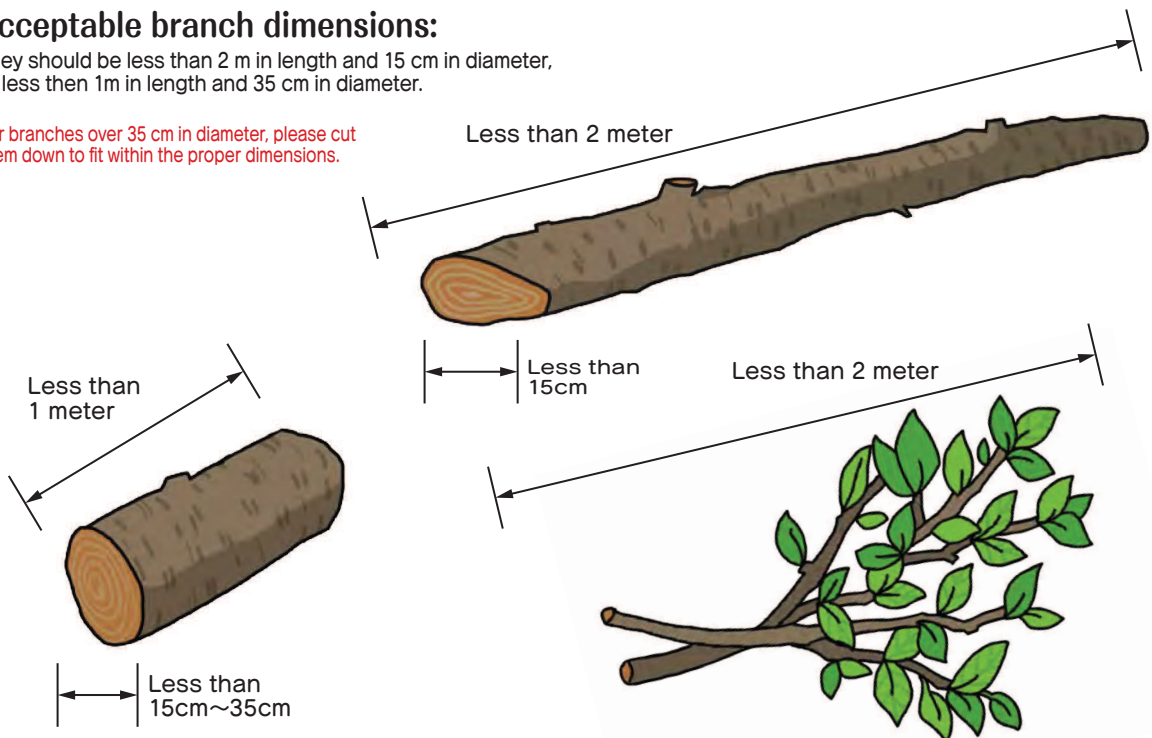
※In case of small quantities, you can dispose of them as Burnable Garbage.

Pruned Branches

● Acceptable branch dimensions:

They should be less than 2 m in length and 15 cm in diameter, or less than 1 m in length and 35 cm in diameter.

⚠ For branches over 35 cm in diameter, please cut them down to fit within the proper dimensions.



• We accept branches with fruits or leaves attached (Fruits and leaves alone is not accepted).

✓ Anjo Iki-Iki Compost

Anjo Iki-Iki Compost is a product derived from the composting of pruned branches brought to the Pruned Branch Recycling Plant. This compost is distributed to citizens through a biannual lottery, held in spring and autumn (announcements will be made in "Koho Anjo", the City's News Booklet).

Usage Guidelines for compost:

Dosage and Application | When mixed with soil, use within approximately 20% of the total volume.

Note: | The compost does not contain high levels of fertilizer components such as nitrogen, phosphorus, or potassium. Please supplement with additional fertilizers as necessary based on the specific needs of the plants. Furthermore, please exercise caution when applying the compost with pH-adjusting agents such as calcium oxide, as the compost is mildly alkaline.

※This compost can be used as a soil amendment.

✓ Log Distribution

We provide free logs that have been brought to the Pruned Branch Recycling Plant for various uses including firewood. Visit the plant if interested.

Stock availability varies, so please call closer to your desired pick-up date. Reservations or guarantees for logs cannot be made.

Bring Pruned Branches to the
Pruned Branch Recycling Plant
as soon as possible.



★ For large quantities or if you prefer to bring them yourself,
please take them to the Pruned Branch Recycling Plant.

Akamatsu-cho TEL: 0566-77-4185

※For reception hours and other information,
please refer to the "Garbage Related Facilities Guide" **See the back cover.**



Items that cannot be brought to the Pruned Branch Recycling Plant:

○ Withered Branches

○ Roots

○ Lumber

○ Toxic Plants

- Plants with toxicity or irritants
(Oleander, Japanese Andromeda,
Taxus, Japanese Lacquer Tree, etc.)



▲Yew

○ Difficult-to-process items

- Stiff, difficult-to-crush fibers
(Yuca Gloriosa, Yucca Aloifolia, Cordyline Australis,
Canary Date Palm, Palm, etc.)

- Items that may contain
contaminants leading to
increased wear on blades of
crushers.

(Grass, Fallen Leaves, Tree Roots)



▲Cordyline Australis

○ Items that may hinder the fermentation of plants.

(Bamboo Grass, Bamboo,
vegetable such as Cucumber
and Eggplant, and Dead or
Decayed Wood.)



Bamboo Grass▶

Bring Pruned Branches to the Environment Clean Center, cutting
them within 15 cm in diameter and 2 m in length.

For small amounts, refer to the "How to dispose of as Burnable
Garbage" section on the right of this page.

For reception hours and other information,
please refer to the "Garbage Related Facilities Guide" ▶▶▶ **See the back cover.**

- ⚠ Please remove soil from the roots before bringing items to the Environment Center if they
are not accepted at the Pruned Branch Recycling Plant.

**Be Cautious! Many items are
prohibited at the Pruned
Branch Recycling Plant!**



How to dispose of as Burnable Garbage.

(This applies only to small quantities.)

- For branches with leaves, place them
in the designated bag(RED) and tie
the bag securely.

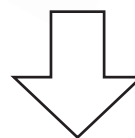
(Using tape or other means of
sealing is not allowed.)




For branches without leaves,
you can dispose of them by
cutting them within 50 cm in
length and bundling them.



- ⚠ Make it less than 15 cm in diameter.



- Take it to the designated Garbage
Disposal Station **by 8:00 am.**



※You can dispose of them up to three designated
bags at once.

※For more than three bags, please take them
directly to the Environment Clean Center.

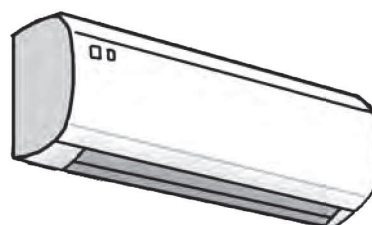
Garbage not handled by the City

Items subject to the Home Appliance Recycling Law

- **TVs** (CRT, LED, Plasma)
- **Air Conditioners** (Outdoor Units included)
- **Refrigerators, Freezers**
- **Washing Machines** (Fully Automatic, Two-Drum, Washer-Dryer), **Clothes Dryers**

These items are collected and recycled by home appliance manufacturers under the "Act on the Promotion of recycling of Specified Kinds of Home Appliances (Home Appliance Recycling Act)"

※A recycling fee varies depending on the size and manufacturer for their disposal.




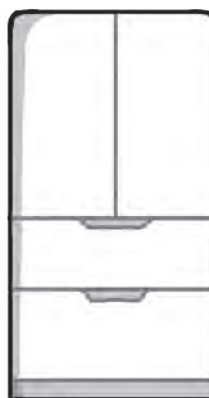
◎Want for additional information about recycling of home appliance!
Japan Electronics and Information Technology Industries Association

Home Appliance Recycling

Search



Recycling fees apply when disposing of the five targeted items.



How to dispose of the targeted appliances



First, ask at an electronics shop!

Request the store where you "purchased" or "plan to replace them" to take them back. Each store may have different procedures, so please inquire directly. If the purchase was made at a distant store, contact a local retailer.

→Search for the
"List of Designated Home Appliance Recycling Collaborating Stores"
on the official city website.

Alternatively, you can purchase a Home Appliance Recycling Ticket at the post office and bring the item to a designated collection company or Trash Disposal Center (Seiso Jigyosho). The additional fee for each item is 1,200yen.

※Designated recycling Companies:
(for business hours or other information, check beforehand.)

①Toei Corporation
Okazaki Sales Branch
Okazaki City, Ohira-cho
AzaTateishi 16-1
TEL: 0564-65-5181

②Nittsu Mikawa Transportation Co.,
Okazaki Shipping Office
Okazaki City, Ohira-cho,
Aza Nishiueno 107
TEL: 0564-22-8655

Hazardous/Special Waste, Difficult-To-Process Items

- Pesticides, Drugs, Insecticides, Paint, Waste Oil, Tires, Cinder Blocks, Tiles, Corrugated Iron/Plastic Sheet, Propane Gas Cylinders, Construction Debris, Safes, Pianos, Bathtubs, Cars/Motorcycles and their Parts, Agricultural Machinery and their Parts, etc.




→ Please contact the purchase store or the retailer for disposal.

Some items can be processed by approved companies authorized by the City. Please inquire for more information.

①Toa Clean Co., Ltd (Nesaki-cho, TEL: 0566-92-7770)

②ANCOM Inc.(Fukama-cho, TEL: 0566-92-4060)

③Kito Co., Ltd (Jojo-cho, TEL: 0566-77-7373)



- Corrugated Iron/Plastic Sheet



- Soil and sand

→ Not categorized as waste.

You can bring them to Eco-Land for disposal, up to three buckets (10liters each).



- Home Fire Extinguishers

→ Contact a retailer or Ecocycle Center (TEL 0120-82-2306).



Oversized Garbage

Paid Individual Collection Service.

Fee: 800 yen for each item

Collection Day: Tuesday/Friday

(Including National Holidays except the year-end and New Year holidays)

How to dispose of them

1 Make a reservation through Internet/ Phone.

- ※There is a limited number of reservations available(first-come, first-served). Please apply early as we may not be able to accommodate your desired collection date.
- ※There are items that cannot be collected, such as those covered by the Home Appliance Recycling Law or items longer than 2 meters.

Anjo City Oversized Garbage Collection Center

Internet Booking

<http://anjosodaigomi.com>

Phone Booking

TEL 0566-77-4411

(For those with hearing impairments, please use fax)

FAX 0566-77-1318

Monday-Friday 8:30-17:00
(excluding National Holidays, year-end and New Year holidays)

2 After completing the reservation, please purchase a Oversized Garbage Disposal Sticker.



※Oversized Garbage Disposal Sticker(800 yen per ticket) can be purchased at the City Hall Citizen Service Section, Anforet(1st floor of the main building, Certificate/Passport Counter Center), designated locations specified by the local Neighborhood Association, or Trash Disposal Center(Seiso Jigyosho).

※Please check the handling Neighborhood Association on the website.

※Refunds for disposal stickers are not available.

3 Put the sticker and take it to the designated Garbage Disposal Station on the collection day by 8:00 am.

※If any side is over 2 meters, please make it 2 meters or less.

※Put the sticker securely in a visible position.

※Place the garbage at the street-facing gate by 8:00 am on the collection day. No presence is required during collection.

Items that can be brought to Environment Clean Center

● Burnable items (that cannot fit in a designated bag):

Tatami Mat, Straw Mat, Shoji Screen, Fusuma, (Sliding Door), Sudare(Bamboo Blinds), Curtains, Carpets(non-electric), Foam Mat, Mattress(non-metal), Futons, etc.



Oversized Garbage

Reservation Required

Light Truck Rental

We offer light truck rental for disposal and transportation of oversized/large quantities of garbage to the City's garbage related facilities at Trash Disposal Center(Seiso Jikyosho) or Hokubu Community Center. Rental Fee will be applied.

Rental Hours

Trash Disposal Center (Seiso Jigyosho) Monday-Friday 9:00-12:00
13:00-16:00

(Including National Holidays except the year-end and New Year holidays)

Hokubu Community Center Tuesday-Saturday 9:00-12:00
13:00-16:00

(Including National Holidays except the year-end and New Year holidays)

Both facilities are also open on the 3rd Sunday of each month 9:00-11:30

We accept the reservation on the first of the previous month of the actual day of using.

(If the first day is holiday, then the next business day)

Trash Disposal Center (Seiso Jigyosho)

(TEL: 0566-76-3053)

Hokubu Community Center(TEL: 0566-98-3751)



Auction for reusable items

We clean up reusable furniture and other items from the Oversized Garbage brought to the Recycle Plaza and sell them through online auctions and other means. Please check the details on the Anjo City official website or on "Koho Anjo", the city's News Booklet.



Venue

Recycle Plaza, 3rd floor

For information about the location or the map, see "Garbage Related Facilities Guide"

The information about auction sales will be announced on the official website, "望遠郷" (Boenkyo).

anjo.saiseikagu

Search

See the back cover

※We do not accept furniture viewing.

Let's think
if we can
fix it and
use it again.



Tips for
Reduction.



Let's see if someone
else wants it. Let's use
flea markets or
recycling shops.




Items that can be brought to the Recycle Plaza

⚠ Please make each side within 2 meters.

Furniture

Desks, Chairs, Beds, Drawers, Mattresses(with metal),
Shelves, Gas Stoves, Sewing Machines, Heaters, etc.



Home Appliances

Microwaves, Fans, Vacuum Cleaners, Printers,
Word Processors, etc.

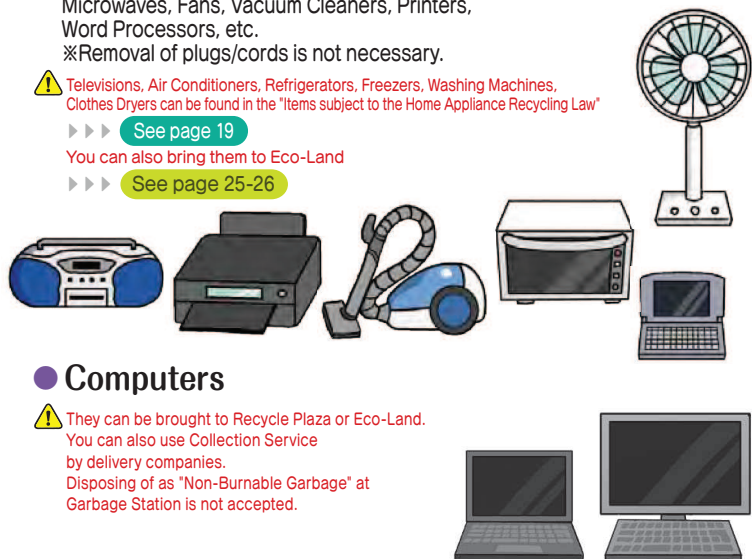
※Removal of plugs/cords is not necessary.

⚠ Televisions, Air Conditioners, Refrigerators, Freezers, Washing Machines,
Clothes Dryers can be found in the "Items subject to the Home Appliance Recycling Law"

▶▶▶ See page 19

You can also bring them to Eco-Land

▶▶▶ See page 25-26



Computers

⚠ They can be brought to Recycle Plaza or Eco-Land.

You can also use Collection Service
by delivery companies.

Disposing of as "Non-Burnable Garbage" at
Garbage Station is not accepted.

Others

Bicycles, Tricycles, Unicycles, Strollers, Skis, Golf Clubs,
Musical Instruments, Play Equipment, Clothes Hanging Poles,
Drum Barrels, etc.



Collection of Computers / Small Home Appliances

How to dispose
of them

●Computers

Please dispose of them by either method below.

- ①Take it to Recycle Plaza/Eco-Land
- ②Make a request to certified provider(Home Pick-up)
- ③Contact PC manufacturer
Or PC3R Promotion Association
(TEL: 03-5282-7685).

●Small Home Appliances

- ①Take it to Recycle Plaza or Recycle Stations.
Items other than small electronic devices
(excluding items covered by the Home Appliance
Recycling Law)(See page 19)that fit into recommended
Non-Burnable Garbage bags should be taken to the
Garbage Disposal Station.
If you prefer to bring it by yourself, please take it to the
Recycle Plaza or Eco-Land.
- ②Make a request to certified provider(Home Pick-up)

Home Pick-Up Service by certified providers

Reservation required

Computers/Small Home Appliances can be collected by Home Pick-up Service.

②ReNet Japan Group, Inc.
(Certified under Small Home Appliance Recycling Law and by the Minister of the
Environment/Trade and Industry)

How to be collected

- 1 Apply through ReNet Japan Group, Inc.'s website.
- 2 Pack them in cardboard boxes or similar containers.
- 3 The delivery company will collect them.

Fee

One box: 1,760 yen (Including tax)
If the main unit is included in the PC recycling, it is free per collection.

Reservation/Inquiry

ReNet Japan Group, inc.
<https://www.renet.jp/> TEL 0570-085-800

ReNet Japan



Please check the website
for more details.



Burnable
Garbage

Non-Burnable
Garbage

Recyclable Waste
Plastic
Resources

Recyclable Waste
Bottles/Cans

Recyclable Waste
Used Paper/
Clothing

Pruned
Branches

The waste not
handled
by the City

Over-sized
Garbage

Items that are
collected at
certain places

Recycle
Stations

Frequently Asked Questions

Recyclables Collected at Designated Locations

PET Bottles/Fluorescent Tubes

▶ PET Bottles



▶ Bottles with this symbol



● Beverage Bottles:

(Tea, Water, Juice, etc.)

● Food-grade Bottles:

(Soy Sauce, Sake, Shochu, Mirin, Vinegar, Seasoning, etc.)

▶ Bottles with greasy residue, such as Yakimiku Sauce, refer to "Burnable Garbage" ▶ ▶ ▶ See page 7-8



Caution!

Similar bottles, without PET symbol, cannot be disposed of.



Plastic Resources ▶ ▶ ▶ See page 11-12

How to dispose of them

① Remove caps and labels.

▶ Caps and labels should be disposed of as "Plastic Resources".

▶ ▶ ▶ See page 11-12



② Lightly rinse the insides with water and crush.



③ Take them to supermarkets or Recycle Stations and place them in the collections nets.

▶ Take the bag used for carrying the bottles back home.

Collection Nets ▶

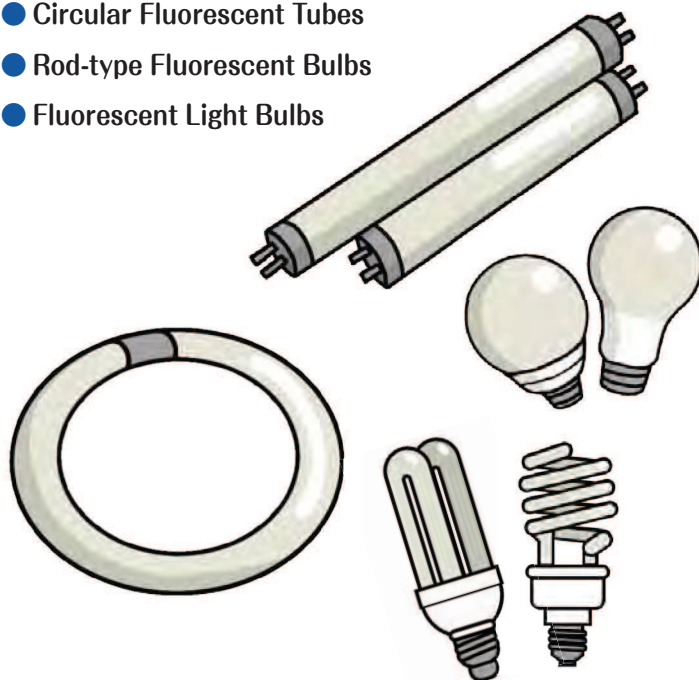


▶ Fluorescent Tubes and other similar items

● Circular Fluorescent Tubes

● Rod-type Fluorescent Bulbs

● Fluorescent Light Bulbs



Caution!

Those items cannot be collected as Fluorescent Tubes

✗ ·LED/Incandescent/Glow Bulbs
·Broken items
→ Wrap them with newspaper or similar materials.
→ "Burnable Garbage"

▶ ▶ ▶ See Page 9 · 10



How to dispose of Fluorescent Tubes and Collection Points

You can bring them to the stores when replacing, or place it in the collection boxes at Recycle Stations.



▶ Take the bag used for carrying a fluorescent tube back home.

▶ The collection boxes

Small Electronic Devices such as Smartphones

Collection Points

Recycle Stations

See page 25

Also accepted at Recycle Plaza

We accept these ten Electronic Devices, such as Smartphones or Handheld Gaming Systems listed below, at the Recycle Stations.



- Make sure you erase any personal data before disposal.
- Remove any batteries.
- Please dispose of cables/cords as "Non-Compressible Waste".

• Do not put them in "Non-Burnable Garbage" under any circumstances.



● Portable Music Players

● Voice Recorders

● Digital Cameras



● Digital Video Cameras

● Calculators

● Handheld Gaming Systems

● Portable Movie Players



● Cellular phones, Smartphones, Tablets
(the shortest side must be less than 15cm in length)

● Electronic Dictionaries

● Electronic Organizers

Small Electronic Devices such as Smartphones

Burnable
Garbage

Non-Burnable
Garbage

Recyclable Waste
Plastic
Resources

Recyclable Waste
Bottles/Cans

Recyclable Waste
Used Paper/
Clothing

Pruned
Branches

The waste not
handled
by the City

Over-sized
Garbage

Items that are
collected at
certain places

Recycle
Stations

Frequently Asked Questions

Starting from April 2023, we are recycling clothing cases and down-comforters.

Down Comforters

Those with a down content of 50% or more and no significant stains.
(Please check the quality label.)



Collection Points

Eco-Land

See page 25



Clothing cases
Those made of plastic

Quality label:

| | | |
|----------|------|-----------------|
| ふとんがわ | 表・裏地 | 綿 100% |
| 詰めもの | ダウン | 95% |
| | フェザー | 5% |
| 詰めものの重量 | | 1.5kg |
| サイズ (cm) | 仕上り | 210×210 (全長×全幅) |
| | がわ | 220×220 |

※When bringing the item, please talk to a staff member.

Eligible items:

Recyclables Collected at Designated Locations

Recycle Stations

You can bring recyclable items into five designated Recycle Stations in the city.
Please participate in recycling.

You can check what items you can bring to each station on the next page!



Holidays

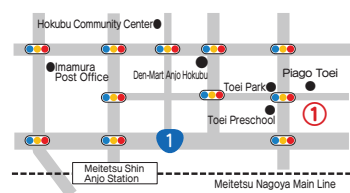
- Closed days of adjacent stores
- Dec 30-Jan 3
- Temporary closure days (④ Sasame Recycle Station)

Business Hours

- Summer season: Apr-Sep 10:00-18:00
- Winter season: Oct-Mar 10:00-17:00

① Anjo Hokubu

South side of PIAGO
Toei-cho 5-7-12



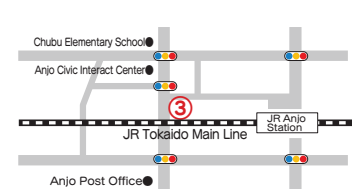
② Sakurai

APITA Anjo Minami
Within Parking Lot
Sakurai-cho, Kaidojiri 21



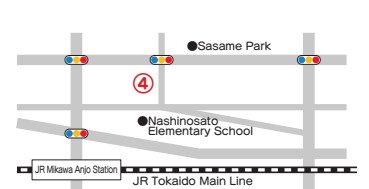
③ Chubu

Anjo Civic Interact Center
Within 4th Parking Lot
Daito-cho 1



④ Sasame

Sasame-cho
Hongo7-1
(Former Sasame Sports Field)



⑤ Eco-Land

South of Pruned Branch Recycling Plant
Akamatsu-cho, Higashimukai 111-1

Holidays

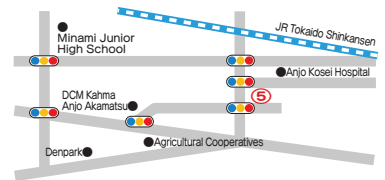
- Dec 30-Jan 3

Business Hours

- Summer season: Apr-Sep 8:30-18:00
- Winter season: Oct-Mar 8:30-17:00

Exchange Dried Kitchen Waste

You can exchange dried kitchen waste processed with garbage dryer, into garbage bags or toilet papers.



Private Company's Recycling Stations

- Newspapers/Flyers
- Magazines
- Miscellaneous Recyclable Papers
- Cardboard
- Milk Cartons

① Nichimou Trading Co., Ltd

(Benten-cho 2-9)

TEL: 0566-74-1678

② Fukudasansho Co., Ltd

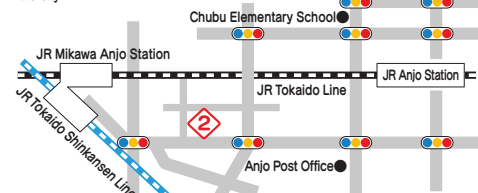
(Mikawa Anjo Higashi machi 2-5-19)

TEL: 0566-75-4878

Business Hours

- Everyday (excluding the year-end and New Years holidays) 9:00-17:00

※ In addition to the above two locations, there are also collection points within the city.



For more information on ① ② ③ and ④, see the back over.

Recyclables Collected at Designated Locations

Recycle Stations

List of items collected at Recycle Stations

| Accepted items | Eco-Land | Hokubu/ Sakurai Recycle Station | Chubu Recycle Station | Sasame Recycle Station |
|--|----------|--|-----------------------------|------------------------------|
| Newspapers/ Magazines/Miscellaneous Papers/Cardboard | ○ | ○ | ○ | ○ |
| Milk Cartons | ○ | ○ | ○ | ○ |
| PET Bottles | ○ | ○ | ○ | ○ |
| Used Fabric/Clothing | ○ | ○ | ○ | ○ |
| Fluorescent Tubes/Incandescent Bulbs | ○ | ○ | ○ | ○ |
| Dry Cell Batteries | ○ | ○ | ○ | ○ |
| Button Batteries/Coin-shaped Batteries | ○ | ○ | ○ | ○ |
| Rechargeable Batteries(※1) | ○ | | | |
| Small Electric Devices, smaller than 15cm or less in size. | ○ | ○ | ○ | ○ |
| Bottles/ Cans | ○ | | ○ | |
| Non-Compressible/Hazardous Waste | ○ | | | |
| Plastic Resources(※2) | ○ | | | ○ |
| Hard Plastic Products(※3) | ○ | | | |
| Plastic Clothing Containers | ○ | | | |
| Down Comforters(※4) | ○ | | | |
| Home Electric Appliances(※5) | ○ | | | |
| Used Cooking Oil(※6) | ○ | | ○ | |
| Business-used Wastepapers | ○ | | | |
| Shredded Papers(※7) | ○ | | | |
| Planter soil, etc.(up to 3 buckets of 10 liters each) | ○ | | | |

※1 Except Car Batteries

※2 Use designated bag (YELLOW) for disposal.

※3 Items that do not fit in the designated bag.

※4 Items with 50% or more down filling

※5 Excluding Televisions/Air Conditioners/Refrigerators/
Washing Machines/Clothes Dryers

※6 Only those used in a household.

Place it in a PET bottle for disposal.

※7 Place it in a transparent bag for disposal.(Please do not use the city's recommended bags.)

Frequently Asked Questions

Q₁ Can I throw away medical waste from home care at the Garbage Station?

A For medical waste from home care, sharp objects like needles and items with infection risks should be disposed of through medical institutions such as hospitals. Other items, such as stoma bags or suction tubes, which do not pose any infection risks, should be separated and taken to the Garbage Station for disposal.



Q₂ How can I dispose of waste from a fire or a flood?

A Waste from fires and floods in individual residences may qualify for fee waivers. Please check with Trash Disposal Center (Seiso Jigyosho) for details.
※Stores/Businesses/Factories etc. are not eligible for free reduction. However, in some cases, the City may handle them as disaster waste. Please contact the Trash Disposal Center (Seiso Jigyosho).

Q₃ If there are dead animals such as dogs or cats on the road, what should I do?

A Please contact the Trash Disposal Center (Seiso Jigyosho). The contracted company will collect them. Collection will take place in the afternoon. In some cases, it may be collected the following day.

- For birds like pigeons and crows, as well as small animals like snakes and mice, please place them in designated Burnable Garbage bags and dispose of them at the Garbage Station.
- If an ownerless dog/cat is found dead on private land, please bring it to the municipal crematorium (free of charge) (TEL: 0566-72-6626)
- If a privately owned pet has passed away please bring it to Anjo City's municipal crematorium.

Q₄ Who is in charge of the Garbage Stations?

A The Garbage Stations rely on users for management and cleaning. If the garbage is improperly sorted and not collected, the person who put it out should take it back.

- We lend Anti-Crow Nets for cases of crow interference with the garbage. Please apply through your Neighborhood Association, Condominium Management Companies to the Trash Disposal Center (Seiso Jigyosho) (free of charge)

※There are two sizes available: 2m×3m, and 3m×5m.

Q₅ What should I do if I find illegally dumped garbage?

A Please dispose of Local Waste with Local Residents. Consult your Neighborhood Association in your residential area.

- If you find any illegal dumped waste with identifiable information such as the Name or Address of the dumper, please leave them and report it.
- If you witness someone illegally dumping waste, please report their Characteristics, Vehicle License Plate Number, Location, and Type of Waste.
- If waste is illegally dumped on privately owned land, and the dumper cannot be identified, the landowner or manager should handle the disposal.

[reporting Contact Numbers]

- (1) Anjo Police Station TEL: 0566-76-0110
- (2) Trash Disposal Center (Seiso Jigyosho) TEL: 0566-76-3053

Q₆ Can you collect the waste materials from the DIY shed renovation?

A In general, we cannot collect construction waste, but we can accept waste from individual dismantling work that can fit in a small truck.
However, there are items we cannot accept, such as concrete foundations, steel frames, and insulation materials. Please contact Trash Disposal Center beforehand.



Information about Garbage

It's a great deal!



Offer 1

Subsidy for Garbage Disposal Units

We offer subsidies for the purchase of Garbage Disposal Units to encourage the reduction and recycling of food waste.

| Garbage Disposal Units | | Subsidy Details |
|---|---|---|
| Type of Unit | the type of Reducing and Composting methods | |
| Electric Disposal Appliance; Bio-Compost System, Garbage Dryer System and others | Electric appliances that dry up garbage by hot air or heat, or decompose food waste through the action of micro-organisms. | Subsidy Rate: Half the purchase price Subsidy Limit: Up to 30,000 yen Number of unit you can apply for: Up to two units per household. |
| Garbage Disposal Container | Food waste will be broken down through the action of micro-organisms | Subsidy Rate: Half the purchase price Subsidy Limit: Up to 5,000 yen Number of units you can apply for: Up to two units per household. |

◎This offer is limited to city residents purchasing a new Garbage Disposal Unit.

(Note) Used items or person-to-person sales such as through auction sites or flea market apps are not eligible.

(Note) Shipping fees, cash-on-delivery fees, and security deposits are not covered.

◎Complete the procedure within 2 months from the purchase or delivery date.

◎EM Bokashi for the Garbage Disposal Container will be provided. (Each household can receive up to 2 packs per month)

Offer 2

Exchange Dried Food Waste for Fresh Vegetables!

You can exchange 1kg of dried Food Waste processed with a garbage dryer for 100 yen worth of fresh vegetables at the markets below.

■ Hibari-kai

Location: Aichi Chuo Agricultural Corporation, Furui Branch Office (Furui-cho)
Market Days: Every 5th and 25th of each month, around 8:00-10:00 am
Note: If these dates fall on weekends, the market will be held on the next Mondays.

■ Shinden Fureai Club

Location: Shinden Community Square (Shinden-cho)
Market Days: Every Tuesday, 7:00 am-8:30 am

■ Tagayashibito · Agri Park Anjo

Location: Creation Plaza (Miyukihon-machi)
Market Days: 1st Sunday and 3rd Wednesday of each month,
8:00-12:00 noon.

※The opening hours
may change.



Offer 3

Exchange Dried Food Waste for Garbage Bags or Others!

You can exchange the dried food waste processed with a garbage dryer into garbage bags, toilet paper, etc., at Eco-Land.

◎When processing food waste with the garbage dryer, please do not put anything other than food waste into it.

【Where to Exchange:】

Comprehensive Recycle Station, "Eco-Land" (Akamatsu-cho)
Open every day(excluding Dec.30-Jan.3)
Apr-Sep 8:30-18:00
Oct-Mar 8:30-17:00

【Items to Exchange:】

For 1kg of dried food waste,
choose either:
· 10 garbage bags(1 package)
· 4 rolls of toilet paper



(For more details, please contact the Trash Disposal Center at ☎ 0566-76-3053)



Garbage Related Facilities Guide

1 Recycle Plaza

- Non-Burnable Garbage
- Non-Burnable Oversized Garbage
- Recyclables (Bottles/Cans, Non-Compressible/ Hazardous Garbage)

Address: Akamatsu-cho, Otogiku 18

TEL: 0566-76-3053

FAX: 0566-77-1318

Business hours:

- Monday-Friday
※Including National Holidays
(Excluding the year-end and New Year holidays)
8:30-12:00, 13:00-16:45
- The 3rd Sunday of each month
8:30am-12:00 noon (Only for home garbage)

Fee:

Home Garbage: 50yen/10kg
※If the total weight is less than 30kg, there is no charge



2 Pruned Branch Recycling Plant

- Pruned Branches

Address: Akamatsu-cho, Higashimukai 111-2

TEL&FAX: 0566-77-4185

Business hours:

- Monday-Saturday
※including National Holidays
(Excluding the year-end and New Year holidays)
8:30-12:00, 13:00-16:45

Fees:

City Residents: 50yen/10kg
※If total weight is less than 30kg, there is no charge.
Businesses/Farmers: 60yen/10kg



3 Trash Disposal Center (Seiso Jigyosho)

- For Inquiry/Consulting about Garbage and Resources

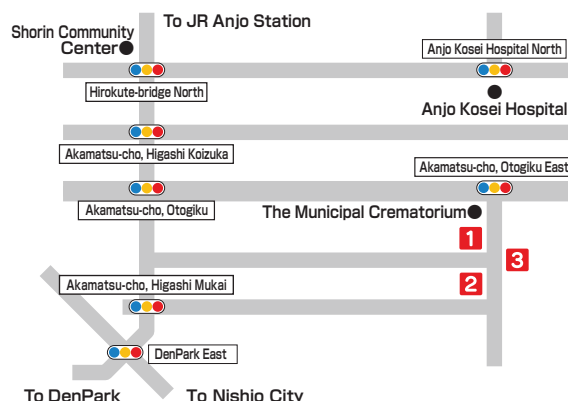
Address:

Horiuchi-cho, Nishi-Shinden 2

TEL: 0566-76-3053

FAX: 0566-77-1318

- Business Hours: Monday-Friday
(Excluding National Holidays/the year-end and New Year holidays) 8:30-17:15



4 Environment Clean Center

- Burnable Garbage
- Burnable Oversized Garbage

Address:

Izumi-cho, Oshita 38

TEL:

0566-92-0178

FAX: 0566-92-0405

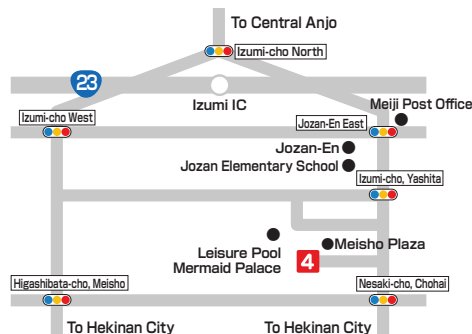


Business hours:

- Monday-Friday
※including National Holidays
(Excluding the year-end and New Year holidays)
8:30-12:00, 13:00-16:45
- The 3rd Sunday of each month
8:30am-12:00 noon
(only for home garbage)

Fee:

Home Garbage: 50yen/10kg
※If total weight is less than 30kg, there is no charge.



For Inquiry/Consultation about Garbage and Resources

Trash Disposal Center (Seiso Jigyosho) TEL: 0566-76-3053 Environment Clean Center TEL: 0566-92-0178

〒444-1155 Horiuchi-cho, Nishi-Shinden 2 FAX: 0566-77-1318 〒444-1221 Izumi-cho, Oshita 38 FAX: 0566-92-0405

Email: gomishigen@city.anjo.lg.jp

Please keep this booklet in an easy-to-access place